













# SPOTlight: School Year 2022-2023

## Global Leadership Academy at Huey

<b>School Code</b>	3428	<b>Principal Name</b>	Tamika Evans
<b>Sector</b>	Charter	<b>Address</b>	5200 Pine St
<b>Network</b>	Charters	<b>Phone</b>	
<b>Report Type</b>	K 8 School	<b>Admission Category</b>	Catchment
<b>Receives HS Report</b>	No	<b>October 1 Enrollment</b>	530
<b>Grades in Report</b>	K 8		
<b>Website</b>	gl charter.org/southwest		

## School Performance Outcomes Table

CONDITIONS FOR SUCCESS				
Metric Name	2021-22 Results	2022-23 Results	2022-23 Progress	Metric Description
Student Attendance	37.9%	63.0%	+25.1 %-pts 	Percentage of students attending 90% or more of instructional days
Teacher Attendance	Not Applicable			Percentage of teachers attending 90% or more of work days
Student Dropouts (Grades 7-8)	0	0	+0 	Number of students no longer enrolled, and who did not transfer or graduate

ACADEMIC GOALS						
Metric Name	2021-22 Results	2022-23 Results	2022-23 Progress	2021-22 Results	2022-23 Results	2022-23 Progress
<b>Goals 1-3: Grades 3-8</b>	<b>PSSA/PASA Proficient or Advanced</b>			<b>PSSA/PASA Below Basic</b>		
Grade 3 Reading	8.1%	16.7%	+8.6 %-pts 	45.2%	30.0%	-15.2 %-pts 
Grade 3 - 8 Reading	9.8%	14.8%	+5.0 %-pts 	38.3%	30.2%	-8.1 %-pts 
Grade 3 Math	1.6%	1.7%	+0.1 %-pts 	76.2%	68.3%	-7.9 %-pts 
Grade 3 - 8 Math	0.5%	2.3%	+1.8 %-pts 	88.8%	81.3%	-7.5 %-pts 
Grade 4 and 8 Science	18.3%	23.3%	+5.0 %-pts 	50.4%	33.6%	-16.8 %-pts 

All SPOTlight indicator colors are based on unrounded changes in results. Percentage point changes are rounded to the nearest tenth for display.

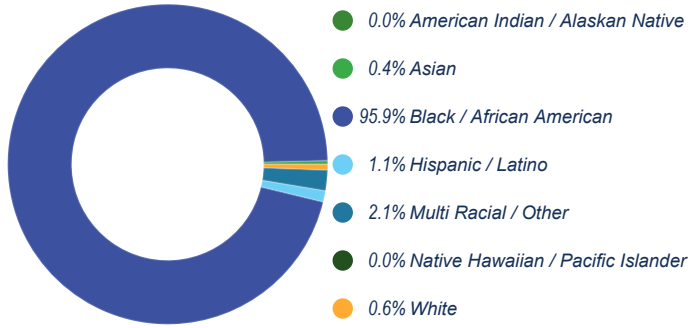
SPOTlight Legend:	Improving 	Maintaining 	Not Improving 
-------------------	---	--	---

# Global Leadership Academy at Huey

## 2022-2023 SCHOOL PROGRESS REPORT ON EDUCATION AND EQUITY

School Code | 3428 Sector | Charter Network | Charters  
 Principal Name | Tamika Evans Address | 5200 Pine St  
 Phone | Website | glacharter.org/southwest  
 Report Type | K-8 School Grades in Report | K-8  
 Admissions Category | Catchment Receives HS Report | No  
 Oct 1 Enrollment | 530

### Student Enrollment and Demographics



<b>567</b> # of Students Served Over the Full Year	<b>16.6%</b> % of Students with IEPs
<b>1.5%</b> % of Students Identified as English Learners	<b>0.0%</b> % of Students Identified as Economically Disadvantaged

### Student Attendance

<b>32.5%</b> % of Students Attending at Least 95% of Instructional Days	<b>63.0%</b> % of Students Attending at Least 90% of Instructional Days
--	--

Score Level	Performance	Improvement	Level
<b>Not Applicable for 2022-2023</b>			
<b>Performance</b> Insufficient Data for Score	<b>Black / African American</b>		NA
	Insufficient Data for Score	<b>90.0%</b>	NA
<b>Improvement</b> Improving in 11 out of 13 Eligible Metrics	<b>Hispanic / Latino</b>		NA
	Insufficient Data for Score	Insufficient Data for Score	NA
<b>Goal Performance (All Students)</b>	<b>Multi Racial / Other</b>		NA
	Insufficient Data for Score	Insufficient Data for Score	NA
<b>GOAL 1   PSSA ELA: % of Students Proficient or Advanced, Grades 3-8</b>	<b>White</b>		NA
	Insufficient Data for Score	Insufficient Data for Score	NA
<b>Score: 14.8%</b>	<b>American Indian / Alaskan Native</b>		NA
	Insufficient Data for Score	Insufficient Data for Score	NA
<b>GOAL 2   PSSA ELA: % of Students Proficient or Advanced, Grade 3</b>	<b>Asian</b>		NA
	Insufficient Data for Score	Insufficient Data for Score	NA
<b>Score: 16.7%</b>	<b>Native Hawaiian / Pacific Islander</b>		NA
	Insufficient Data for Score	Insufficient Data for Score	NA
<b>GOAL 3   PSSA Math: % of Students Proficient or Advanced, Grades 3-8</b>	<b>English Learners</b>		NA
	Insufficient Data for Score	Insufficient Data for Score	NA
<b>Score: 2.3%</b>	<b>Students with IEPs</b>		NA
	Insufficient Data for Score	Insufficient Data for Score	NA
<b>Improving</b> +5.0 From Prior Year	<b>Economically Disadvantaged</b>		NA
	Insufficient Data for Score	<b>90.0%</b>	NA

● Improving      ● Maintaining  
● Not Improving      ● Not Applicable

# Climate, Culture & Opportunity

## Conditions for Success

School Code | 3428 School Name | Global Leadership Academy at Huey

### % of Students Attending 90%+ of Days

#### All Students

567 Students

Score: 63.0%



IMPROVING

+25.1 From Prior Year



### % of Students Attending

Greater Than 95% of Instructional Days

32.5%

90-95% of Instructional Days

30.5%

85-90% of Instructional Days

17.1%

80-85% of Instructional Days

10.2%

Less than 80% of Instructional Days

9.7%

### Number of Dropouts

#### All Students

Grades 7-8

Students: 0

IMPROVING

+0.0 From Prior Year



### % of Students Receiving Zero Out-of-School Suspensions

#### All Students

567 Students

Score: 92.8%



NOT IMPROVING

-4.2 From Prior Year



\* Schools that are performing at the most positive value for a metric automatically receive a label of "Improving", even if no change in performance occurred.



# Reading: Every Student Reads On or Above Grade Level

## Goal 1 - PSSA Reading Proficiency, Grades 3-8

School Code | 3428 School Name | Global Leadership Academy at Huey

PSSA ELA: % of Students Proficient or Advanced, Grades 3-8	PSSA ELA: % of Students Below Basic, Grades 3-8
<b>All Students</b> <i>53 out of 358 Students</i> <b>Score: 14.8%</b> <div style="display: inline-block; border: 1px solid gray; padding: 2px;"> <span style="background-color: #28a745; color: white; border-radius: 10px; padding: 2px 5px;">IMPROVING</span> <span style="margin-left: 10px;">+5.0 From Prior Year</span> <span style="font-size: 1.2em; color: green;">✔</span> </div>	<b>All Students</b> <i>108 out of 358 Students</i> <b>Score: 30.2%</b> <div style="display: inline-block; border: 1px solid gray; padding: 2px;"> <span style="background-color: #28a745; color: white; border-radius: 10px; padding: 2px 5px;">IMPROVING</span> <span style="margin-left: 10px;">-8.1 From Prior Year</span> <span style="font-size: 1.2em; color: green;">✔</span> </div>
<b>Black / African American</b> <i>51 out of 343 Students</i> <b>Score: 14.9%</b> <div style="display: inline-block; border: 1px solid gray; padding: 2px;"> <span style="background-color: #28a745; color: white; border-radius: 10px; padding: 2px 5px;">IMPROVING</span> <span style="margin-left: 10px;">+5.3 From Prior Year</span> <span style="font-size: 1.2em; color: green;">✔</span> </div>	<b>Black / African American</b> <i>103 out of 343 Students</i> <b>Score: 30.0%</b> <div style="display: inline-block; border: 1px solid gray; padding: 2px;"> <span style="background-color: #28a745; color: white; border-radius: 10px; padding: 2px 5px;">IMPROVING</span> <span style="margin-left: 10px;">-7.6 From Prior Year</span> <span style="font-size: 1.2em; color: green;">✔</span> </div>
<b>Hispanic / Latino</b> Insufficient Sample	<b>Hispanic / Latino</b> Insufficient Sample
<b>Multi Racial / Other</b> Insufficient Sample	<b>Multi Racial / Other</b> Insufficient Sample
<b>White</b> Insufficient Sample	<b>White</b> Insufficient Sample
<b>American Indian / Alaskan Native</b> Insufficient Sample	<b>American Indian / Alaskan Native</b> Insufficient Sample
<b>Asian</b> Insufficient Sample	<b>Asian</b> Insufficient Sample
<b>Native Hawaiian / Pacific Islander</b> Insufficient Sample	<b>Native Hawaiian / Pacific Islander</b> Insufficient Sample
<b>English Learners</b> Insufficient Sample	<b>English Learners</b> Insufficient Sample
<b>Students with IEPs</b> <i>5 out of 64 Students</i> <b>Score: 7.8%</b> <div style="display: inline-block; border: 1px solid gray; padding: 2px;"> <span style="background-color: #ffc107; color: white; border-radius: 10px; padding: 2px 5px;">MAINTAINING</span> <span style="margin-left: 10px;">-0.3 From Prior Year</span> <span style="font-size: 1.2em; color: orange;">—</span> </div>	<b>Students with IEPs</b> <i>31 out of 64 Students</i> <b>Score: 48.4%</b> <div style="display: inline-block; border: 1px solid gray; padding: 2px;"> <span style="background-color: #28a745; color: white; border-radius: 10px; padding: 2px 5px;">IMPROVING</span> <span style="margin-left: 10px;">-12.4 From Prior Year</span> <span style="font-size: 1.2em; color: green;">✔</span> </div>
<b>Economically Disadvantaged</b> <i>49 out of 325 Students</i> <b>Score: 15.1%</b> <div style="display: inline-block; border: 1px solid gray; padding: 2px;"> <span style="background-color: #28a745; color: white; border-radius: 10px; padding: 2px 5px;">IMPROVING</span> <span style="margin-left: 10px;">+6.1 From Prior Year</span> <span style="font-size: 1.2em; color: green;">✔</span> </div>	<b>Economically Disadvantaged</b> <i>96 out of 325 Students</i> <b>Score: 29.5%</b> <div style="display: inline-block; border: 1px solid gray; padding: 2px;"> <span style="background-color: #28a745; color: white; border-radius: 10px; padding: 2px 5px;">IMPROVING</span> <span style="margin-left: 10px;">-7.3 From Prior Year</span> <span style="font-size: 1.2em; color: green;">✔</span> </div>

\* Schools that are performing at the most positive value for a metric automatically receive a label of "Improving", even if no change in performance occurred.

# Reading: Every Student Reads On or Above Grade Level

## Goal 2 - PSSA Reading Proficiency, Grade 3

School Code | 3428 School Name | Global Leadership Academy at Huey

PSSA ELA: % of Students Proficient or Advanced, Grade 3	PSSA ELA: % of Students Below Basic, Grade 3
<b>All Students</b> <i>10 out of 60 Students</i> <b>Score: 16.7%</b> <div style="display: inline-block; border: 1px solid gray; padding: 2px;"> <span style="background-color: #28a745; color: white; border-radius: 10px; padding: 2px 5px;">IMPROVING</span> <span style="margin-left: 10px;">+8.6 From Prior Year</span> <span style="font-size: 1.2em; color: #28a745;">✓</span> </div>	<b>All Students</b> <i>18 out of 60 Students</i> <b>Score: 30.0%</b> <div style="display: inline-block; border: 1px solid gray; padding: 2px;"> <span style="background-color: #28a745; color: white; border-radius: 10px; padding: 2px 5px;">IMPROVING</span> <span style="margin-left: 10px;">-15.2 From Prior Year</span> <span style="font-size: 1.2em; color: #28a745;">✓</span> </div>
<b>Black / African American</b> <i>9 out of 55 Students</i> <b>Score: 16.4%</b> <div style="display: inline-block; border: 1px solid gray; padding: 2px;"> <span style="background-color: #28a745; color: white; border-radius: 10px; padding: 2px 5px;">IMPROVING</span> <span style="margin-left: 10px;">+8.1 From Prior Year</span> <span style="font-size: 1.2em; color: #28a745;">✓</span> </div>	<b>Black / African American</b> <i>17 out of 55 Students</i> <b>Score: 30.9%</b> <div style="display: inline-block; border: 1px solid gray; padding: 2px;"> <span style="background-color: #28a745; color: white; border-radius: 10px; padding: 2px 5px;">IMPROVING</span> <span style="margin-left: 10px;">-12.4 From Prior Year</span> <span style="font-size: 1.2em; color: #28a745;">✓</span> </div>
<b>Hispanic / Latino</b> Insufficient Sample	<b>Hispanic / Latino</b> Insufficient Sample
<b>Multi Racial / Other</b> Insufficient Sample	<b>Multi Racial / Other</b> Insufficient Sample
<b>White</b> Insufficient Sample	<b>White</b> Insufficient Sample
<b>American Indian / Alaskan Native</b> Insufficient Sample	<b>American Indian / Alaskan Native</b> Insufficient Sample
<b>Asian</b> Insufficient Sample	<b>Asian</b> Insufficient Sample
<b>Native Hawaiian / Pacific Islander</b> Insufficient Sample	<b>Native Hawaiian / Pacific Islander</b> Insufficient Sample
<b>English Learners</b> Insufficient Sample	<b>English Learners</b> Insufficient Sample
<b>Students with IEPs</b> Insufficient Sample	<b>Students with IEPs</b> Insufficient Sample
<b>Economically Disadvantaged</b> <i>10 out of 56 Students</i> <b>Score: 17.9%</b> <div style="display: inline-block; border: 1px solid gray; padding: 2px;"> <span style="background-color: #28a745; color: white; border-radius: 10px; padding: 2px 5px;">IMPROVING</span> <span style="margin-left: 10px;">+8.6 From Prior Year</span> <span style="font-size: 1.2em; color: #28a745;">✓</span> </div>	<b>Economically Disadvantaged</b> <i>16 out of 56 Students</i> <b>Score: 28.6%</b> <div style="display: inline-block; border: 1px solid gray; padding: 2px;"> <span style="background-color: #28a745; color: white; border-radius: 10px; padding: 2px 5px;">IMPROVING</span> <span style="margin-left: 10px;">-12.1 From Prior Year</span> <span style="font-size: 1.2em; color: #28a745;">✓</span> </div>

\* Schools that are performing at the most positive value for a metric automatically receive a label of "Improving", even if no change in performance occurred.

# Math & Science: Every Student Performs On or Above Grade Level

## Goal 3 - PSSA Math Proficiency, Grades 3-8

School Code | 3428 School Name | Global Leadership Academy at Huey

PSSA Math: % of Students Proficient or Advanced, Grades 3-8	PSSA Math: % of Students Below Basic, Grades 3-8
<b>All Students</b> <i>8 out of 353 Students</i> <b>Score: 2.3%</b> <div style="display: flex; align-items: center; gap: 10px;"> <div style="background-color: #28a745; color: white; padding: 5px 10px; border-radius: 15px;">IMPROVING</div> <div style="font-size: 0.9em;">+1.8 From Prior Year</div> <div style="font-size: 1.5em; color: #28a745;">✓</div> </div>	<b>All Students</b> <i>287 out of 353 Students</i> <b>Score: 81.3%</b> <div style="display: flex; align-items: center; gap: 10px;"> <div style="background-color: #28a745; color: white; padding: 5px 10px; border-radius: 15px;">IMPROVING</div> <div style="font-size: 0.9em;">-7.5 From Prior Year</div> <div style="font-size: 1.5em; color: #28a745;">✓</div> </div>
<b>Black / African American</b> <i>7 out of 338 Students</i> <b>Score: 2.1%</b> <div style="display: flex; align-items: center; gap: 10px;"> <div style="background-color: #28a745; color: white; padding: 5px 10px; border-radius: 15px;">IMPROVING</div> <div style="font-size: 0.9em;">+1.5 From Prior Year</div> <div style="font-size: 1.5em; color: #28a745;">✓</div> </div>	<b>Black / African American</b> <i>277 out of 338 Students</i> <b>Score: 82.0%</b> <div style="display: flex; align-items: center; gap: 10px;"> <div style="background-color: #28a745; color: white; padding: 5px 10px; border-radius: 15px;">IMPROVING</div> <div style="font-size: 0.9em;">-7.2 From Prior Year</div> <div style="font-size: 1.5em; color: #28a745;">✓</div> </div>
<b>Hispanic / Latino</b> Insufficient Sample	<b>Hispanic / Latino</b> Insufficient Sample
<b>Multi Racial / Other</b> Insufficient Sample	<b>Multi Racial / Other</b> Insufficient Sample
<b>White</b> Insufficient Sample	<b>White</b> Insufficient Sample
<b>American Indian / Alaskan Native</b> Insufficient Sample	<b>American Indian / Alaskan Native</b> Insufficient Sample
<b>Asian</b> Insufficient Sample	<b>Asian</b> Insufficient Sample
<b>Native Hawaiian / Pacific Islander</b> Insufficient Sample	<b>Native Hawaiian / Pacific Islander</b> Insufficient Sample
<b>English Learners</b> Insufficient Sample	<b>English Learners</b> Insufficient Sample
<b>Students with IEPs</b> <i>4 out of 63 Students</i> <b>Score: 6.4%</b> <div style="display: flex; align-items: center; gap: 10px;"> <div style="background-color: #28a745; color: white; padding: 5px 10px; border-radius: 15px;">IMPROVING</div> <div style="font-size: 0.9em;">+5.0 From Prior Year</div> <div style="font-size: 1.5em; color: #28a745;">✓</div> </div>	<b>Students with IEPs</b> <i>57 out of 63 Students</i> <b>Score: 90.5%</b> <div style="display: flex; align-items: center; gap: 10px;"> <div style="background-color: #28a745; color: white; padding: 5px 10px; border-radius: 15px;">IMPROVING</div> <div style="font-size: 0.9em;">-1.2 From Prior Year</div> <div style="font-size: 1.5em; color: #28a745;">✓</div> </div>
<b>Economically Disadvantaged</b> <i>7 out of 320 Students</i> <b>Score: 2.2%</b> <div style="display: flex; align-items: center; gap: 10px;"> <div style="background-color: #28a745; color: white; padding: 5px 10px; border-radius: 15px;">IMPROVING</div> <div style="font-size: 0.9em;">+1.6 From Prior Year</div> <div style="font-size: 1.5em; color: #28a745;">✓</div> </div>	<b>Economically Disadvantaged</b> <i>266 out of 320 Students</i> <b>Score: 83.1%</b> <div style="display: flex; align-items: center; gap: 10px;"> <div style="background-color: #28a745; color: white; padding: 5px 10px; border-radius: 15px;">IMPROVING</div> <div style="font-size: 0.9em;">-5.5 From Prior Year</div> <div style="font-size: 1.5em; color: #28a745;">✓</div> </div>

\* Schools that are performing at the most positive value for a metric automatically receive a label of "Improving", even if no change in performance occurred.

# Math & Science: Every Student Performs On or Above Grade Level

## PSSA Math Proficiency, Grade 3

School Code | 3428 School Name | Global Leadership Academy at Huey

PSSA Math: % of Students Proficient or Advanced, Grade 3	PSSA Math: % of Students Below Basic, Grade 3
<b>All Students</b> 1 out of 60 Students <b>Score: 1.7%</b> <div style="display: flex; align-items: center; gap: 10px;"> <div style="background-color: #FFC107; border-radius: 10px; padding: 5px 10px; font-weight: bold;">MAINTAINING</div> <div style="text-align: center;">+0.1 From Prior Year</div> <div style="background-color: #FFC107; border-radius: 50%; width: 20px; height: 20px; display: flex; align-items: center; justify-content: center;">—</div> </div>	<b>All Students</b> 41 out of 60 Students <b>Score: 68.3%</b> <div style="display: flex; align-items: center; gap: 10px;"> <div style="background-color: #28A745; border-radius: 10px; padding: 5px 10px; font-weight: bold;">IMPROVING</div> <div style="text-align: center;">-7.9 From Prior Year</div> <div style="background-color: #28A745; border-radius: 50%; width: 20px; height: 20px; display: flex; align-items: center; justify-content: center;">✓</div> </div>
<b>Black / African American</b> 0 out of 55 Students <b>Score: 0.0%</b> <div style="display: flex; align-items: center; gap: 10px;"> <div style="background-color: #DC3545; border-radius: 10px; padding: 5px 10px; font-weight: bold;">NOT IMPROVING</div> <div style="text-align: center;">-1.6 From Prior Year</div> <div style="background-color: #DC3545; border-radius: 50%; width: 20px; height: 20px; display: flex; align-items: center; justify-content: center;">✗</div> </div>	<b>Black / African American</b> 38 out of 55 Students <b>Score: 69.1%</b> <div style="display: flex; align-items: center; gap: 10px;"> <div style="background-color: #28A745; border-radius: 10px; padding: 5px 10px; font-weight: bold;">IMPROVING</div> <div style="text-align: center;">-6.3 From Prior Year</div> <div style="background-color: #28A745; border-radius: 50%; width: 20px; height: 20px; display: flex; align-items: center; justify-content: center;">✓</div> </div>
<b>Hispanic / Latino</b> Insufficient Sample	<b>Hispanic / Latino</b> Insufficient Sample
<b>Multi Racial / Other</b> Insufficient Sample	<b>Multi Racial / Other</b> Insufficient Sample
<b>White</b> Insufficient Sample	<b>White</b> Insufficient Sample
<b>American Indian / Alaskan Native</b> Insufficient Sample	<b>American Indian / Alaskan Native</b> Insufficient Sample
<b>Asian</b> Insufficient Sample	<b>Asian</b> Insufficient Sample
<b>Native Hawaiian / Pacific Islander</b> Insufficient Sample	<b>Native Hawaiian / Pacific Islander</b> Insufficient Sample
<b>English Learners</b> Insufficient Sample	<b>English Learners</b> Insufficient Sample
<b>Students with IEPs</b> Insufficient Sample	<b>Students with IEPs</b> Insufficient Sample
<b>Economically Disadvantaged</b> 1 out of 56 Students <b>Score: 1.8%</b> <div style="display: flex; align-items: center; gap: 10px;"> <div style="background-color: #FFC107; border-radius: 10px; padding: 5px 10px; font-weight: bold;">MAINTAINING</div> <div style="text-align: center;">+0.0 From Prior Year</div> <div style="background-color: #FFC107; border-radius: 50%; width: 20px; height: 20px; display: flex; align-items: center; justify-content: center;">—</div> </div>	<b>Economically Disadvantaged</b> 40 out of 56 Students <b>Score: 71.4%</b> <div style="display: flex; align-items: center; gap: 10px;"> <div style="background-color: #28A745; border-radius: 10px; padding: 5px 10px; font-weight: bold;">IMPROVING</div> <div style="text-align: center;">-1.3 From Prior Year</div> <div style="background-color: #28A745; border-radius: 50%; width: 20px; height: 20px; display: flex; align-items: center; justify-content: center;">✓</div> </div>

\* Schools that are performing at the most positive value for a metric automatically receive a label of "Improving", even if no change in performance occurred.



# Math & Science: Every Student Performs On or Above Grade Level

## PSSA Science Proficiency, Grades 4 and 8

School Code | 3428 School Name | Global Leadership Academy at Huey

PSSA Science: % of Students Proficient or Advanced, Grades 4 & 8	PSSA Science: % of Students Below Basic, Grades 4 & 8
<p><b>All Students</b> 27 out of 116 Students</p> <p><b>Score: 23.3%</b></p> <p>IMPROVING +5.0 From Prior Year </p>	<p><b>All Students</b> 39 out of 116 Students</p> <p><b>Score: 33.6%</b></p> <p>IMPROVING -16.8 From Prior Year </p>
<p><b>Black / African American</b> 27 out of 112 Students</p> <p><b>Score: 24.1%</b></p> <p>IMPROVING +6.4 From Prior Year </p>	<p><b>Black / African American</b> 37 out of 112 Students</p> <p><b>Score: 33.0%</b></p> <p>IMPROVING -17.4 From Prior Year </p>
<p><b>Hispanic / Latino</b></p> <p>Insufficient Sample</p>	<p><b>Hispanic / Latino</b></p> <p>Insufficient Sample</p>
<p><b>Multi Racial / Other</b></p> <p>Insufficient Sample</p>	<p><b>Multi Racial / Other</b></p> <p>Insufficient Sample</p>
<p><b>White</b></p> <p>Insufficient Sample</p>	<p><b>White</b></p> <p>Insufficient Sample</p>
<p><b>American Indian / Alaskan Native</b></p> <p>Insufficient Sample</p>	<p><b>American Indian / Alaskan Native</b></p> <p>Insufficient Sample</p>
<p><b>Asian</b></p> <p>Insufficient Sample</p>	<p><b>Asian</b></p> <p>Insufficient Sample</p>
<p><b>Native Hawaiian / Pacific Islander</b></p> <p>Insufficient Sample</p>	<p><b>Native Hawaiian / Pacific Islander</b></p> <p>Insufficient Sample</p>
<p><b>English Learners</b></p> <p>Insufficient Sample</p>	<p><b>English Learners</b></p> <p>Insufficient Sample</p>
<p><b>Students with IEPs</b></p> <p>Insufficient Sample</p>	<p><b>Students with IEPs</b></p> <p>Insufficient Sample</p>
<p><b>Economically Disadvantaged</b> 22 out of 105 Students</p> <p><b>Score: 21.0%</b></p> <p>IMPROVING +4.6 From Prior Year </p>	<p><b>Economically Disadvantaged</b> 35 out of 105 Students</p> <p><b>Score: 33.3%</b></p> <p>IMPROVING -17.7 From Prior Year </p>

\* Schools that are performing at the most positive value for a metric automatically receive a label of "Improving", even if no change in performance occurred.